

SWITCH

MOVE BETTER

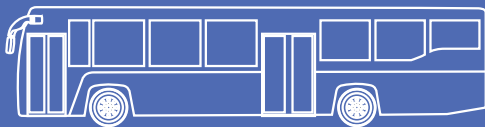
Mobility solutions for modern cities



SWITCH

SWITCH Mobility is a next-generation electric bus and light commercial vehicle company with the mission to enrich lives through green mobility. A mature start up, SWITCH was forged from the innovative EV elements of Ashok Leyland, the fourth largest bus OEM in the world, and Optare, the UK bus manufacturer with over a century of expertise in using the latest technologies in bus design. In 2014, SWITCH (then Optare) introduced the first British built, pure electric buses to London's roads and since then has put 800+ EVs on the road, clocking up over 100 million electric kms in developed and developing markets.

With dedicated teams at our sites in Leeds, UK and Chennai, India, as a Group, our market-leading vehicles are sold in over 50 countries around the globe and combine the best of British and Indian design, technology and engineering to create unique products. Capitalising on our demonstrable experience and proven expertise in light weight architecture, net zero carbon technologies, data analytics, software and customer service, SWITCH Mobility aims to be the commercial EV provider and employer of choice in the industry. Through its subsidiary OHM, SWITCH also offers a range of eMaas services, supporting communities in their transition to a zero-emission transport network.





100 Million Electric
kms covered



R&D, Manufacturing in
Leeds, UK and Chennai, India



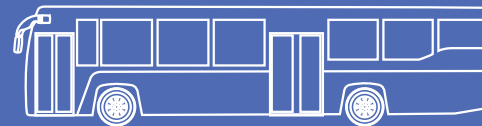
Presence across
50 countries



eMaas Services



2TB+ of data feeding
advanced telematics



EiV9 Standard

TECHNICAL SPECIFICATIONS

Range

Upto 250 Kms with single charge and upto 400 kms/day with fast charging

Motor

Permanent Magnet Synchronous AC Motor; 235 KW Peak, 140 KW Continuous, 3100 Nm Peak

Battery Technology

Advanced Lithium-Ion NMC chemistry with Modular battery options

Charging Time

1.5 – 3 Hours

Application

- Intracity / Intercity / Staff / School

Suspension

- Front : Weveller Suspension
- Rear : Air Suspension

Brakes

- Disc Brakes at Front & Drum at Rear

Door Locations

- FOH / WB / ROH / BRT

9400 mm

Overall Length

2600 mm

Overall Width

4860 mm

Wheel Base

3350 mm

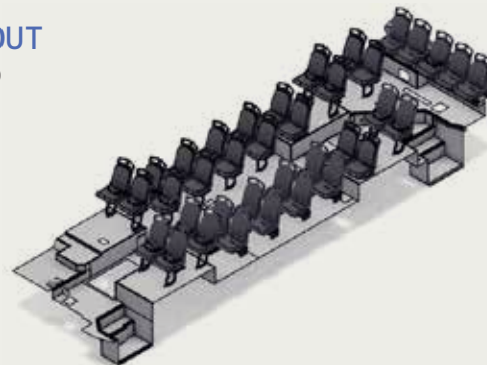
Overall Height

900 mm

Floor Height
(Semi Low Floor)

SEATING LAYOUT

Capacity - 32 - 45 + D
(Customizable)



Disclaimer - All listed specifications are current and subject to change or upgrade without prior notice, in accordance with the company's policy of continuous improvement.

All illustrations & photographs, may or may not be part of the standard specification. Due to the printing process, colors may vary slightly from those shown. Certification work is currently in progress.



EiV12 Standard

TECHNICAL SPECIFICATIONS

Range

Upto 300 Kms with single charge and upto 500 kms/day with dual gun fast charging

Motor

Permanent Magnet Synchronous AC Motor; 235 KW Peak, 140 KW Continuous, 3100 Nm Peak

Battery Technology

Advanced Lithium-Ion NMC chemistry with Modular battery options

Charging Time

1.5 – 3 Hours

Application

- Intracity / Intercity / Staff / School

Suspension

- Full Air Suspension

Brakes

- Disc Brakes at Front & Drum at Rear

Door Locations

- FOH / WB / ROH / BRT

12000 mm

Overall Length

2600 mm

Overall Width

6200 mm

Wheel Base


3350 mm

Overall Height

SEATING LAYOUT

Capacity - 40 - 61 + D

(Customizable)



900 mm

Floor Height

Disclaimer - All listed specifications are current and subject to change or upgrade without prior notice, in accordance with the company's policy of continuous improvement.

All illustrations & photographs, may or may not be part of the standard specification. Due to the printing process, colors may vary slightly from those shown. Certification work is currently in progress.



EiV12 Ultra Low Entry

TECHNICAL SPECIFICATIONS

Range

Upto 300 Kms with single charge and upto 500 kms/day with dual gun fast charging

Motor

Permanent Magnet Synchronous AC Motor; 235 KW Peak, 140 KW Continuous, 3100 Nm Peak

Battery Technology

Advanced Lithium-Ion NMC chemistry with Modular battery options

Charging Time

1.5 - 3 Hours

Application

- Intracity / Tarmac / Staff

Suspension

- Full Air Suspension

Brakes

- Disc Brakes at Front & Rear

Door Locations

- FOH / WB

12000 mm

Overall Length

2600 mm

Overall Width

6320 mm

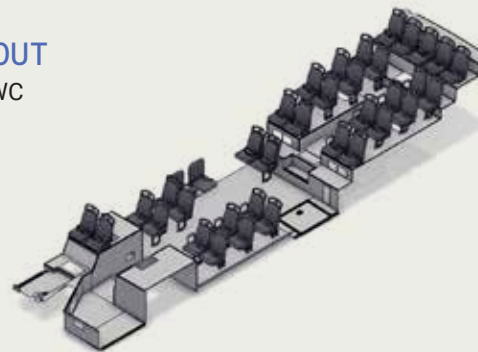
Wheel Base

3180 mm

Overall Height

SEATING LAYOUT

Capacity - 35 + D + WC
(Customizable)



400 mm

Floor Height



EiV22 Double Decker

TECHNICAL SPECIFICATIONS

Range

Upto 250KMs in a day with dual gun fast charging

Motor

Permanent Magnet Synchronous AC Motor; 235 KW Peak, 140 KW Continuous, 3100 Nm Peak

Battery Technology

Advanced Lithium-Ion NMC chemistry with Modular battery options

Charging Time

1.5 - 3 Hours

Application

- City / Mofussil / Tourist

Suspension

- Front : Weveller Suspension
- Rear : Air Suspension

Brakes

- Disc Brakes at Front & Drum at Rear

Door Locations

- FOH / ROH

9800 mm

Overall Length

2600 mm

Overall Width

4860 mm

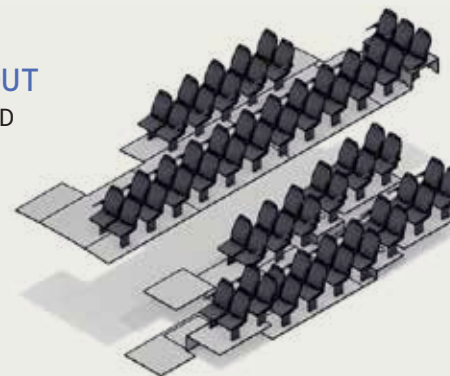
Wheel Base

4750 mm

Overall Height

SEATING LAYOUT

Capacity - Up to 63 + D



900 mm

Floor Height

Disclaimer - All listed specifications are current and subject to change or upgrade without prior notice, in accordance with the company's policy of continuous improvement.

All illustrations & photographs, may or may not be part of the standard specification. Due to the printing process, colors may vary slightly from those shown. Certification work is currently in progress.



SWITCH ion

SWITCH iON is a pioneering product from SWITCH that helps you monitor your vehicle round the clock using near real time data analytics on geographical location. Unlike standard Fleet Management system, ion provides valuable MIS on vehicle performance, predicts service requirements, offers customized solution, helps plan maintenance schedules for quick and efficient service at our service centers, ensures faster uptime and helps vehicle stay on road longer. More than 2 TB of data is used daily to make the service accurate and optimized for Indian conditions.



Fleet Management System

- Trip management
- Route management
- Driver scheduling
- Trip performance monitoring
- Trip based analytics
- Spares/inventory planning



Vehicle Location Services

- Vehicle tracking
- Vehicle trace
- Trend view
- Vehicle utilization
- Critical health alerts
- Geofence features



Driver Dashboard

- Driver coaching app
- Driver scoring
- Driver feedback module
- Trips scheduling
- Driver club



Uptime Solutions

- Assistance from USC
- FOTA
- Remote diagnostics
- Scheduled diagnostics
- Prognostic alerts
- BLE based diagnostics



Battery Management

- Live charging view
- Live anomaly alerts
- Battery performance analytics
- Battery health
- Enhancement
- Battery charge reports
- Charge slot booking
- Chiller Temperature monitoring



EV Services that SWITCH Mobility can offer



Emobility as a Service (EmaaS)

Full-service, pay-per km model ensures hassle-free services



Vehicle Subscriptions

You can choose your preferred tenures and defined lock-in periods



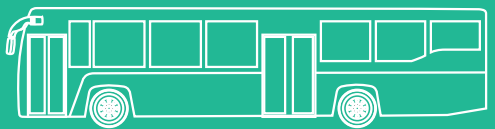
Battery as a Service (BaaS)

This model allows customers to lease batteries as a separate component. Leasing the battery saves the upfront purchase cost of an electric vehicle.



Value-Added Services (Connected Vehicle Platform)

Includes end-to-end connected EV fleet management systems





SWITCH

SWITCH



Advanced Technology

- + SWITCH iON delivers More than 100+ embedded connectivity features for authorities and operators to analyse and improve efficiency
- + Vehicle controlled software to deliver range improvements of up to 20%
- + Latest safety features including Fire Detection & suppression system and Fire Detection & Alarm System



Battery Technology

- + Advanced NMC technology providing higher energy density
- + Advanced cycle life and unique double gun charging up to 240kW leading to <1 hour charging time
- + Modular battery packs providing a range of up to 500km per day



High Performance

- + Proven performance with uptime of over 98%
- + Improved drivability is delivered by permanent magnet synchronous motor
- + Lifetime product care through Switch's dedicated service teams



Passenger-focused Environment

- + Latest air conditioning system and air purifiers to deliver a comfortable environment in all conditions
- + Interior features such as USB charging, WiFi, reading lights and comfort seats with a recliner function ensure customers travel in comfort
- + Ultra-low floor option enables easy ingress and egress for all occupants



SWITCH
BUS SYSTEM

SWITCH
BUS SYSTEM

SWITCH
BUS SYSTEM

SWITCH
BUS SYSTEM



Passenger Comfort



Recliner Seats



Adjustable AC vents




Anti skid floor



Wifi in Bus




Wheelchair friendly



Mobile Charging



Low noise, low vibration



Comfortable journeys





SWITCH

SWITCH
MOVE BETTER

Corporate Office

3rd floor, Prestige Cosmopolitan, No. 36, Sardar Patel Road, Guindy, Chennai - 600032
P: 044 69034800 | E: info@switchmobilityev.com | W: switchmobilityev.com



HINDUJA GROUP